

[welcome](#)

[about me](#)

[qualification](#)

[skills](#)

[my work](#)


[contact](#)

**HELLO, WELCOME TO**

# **Wakana Gushi's**

## **PORTFOLIO**

**WEB / APPLICATION DEVELOPER**



# A LITTLE ABOUT ME



I am a graduate of Certificate IV in Information Technology (web application development and programming) in Canberra institute of Technology in Canberra, Australia.

I had worked as a civil engineering consultant in Japan after graduate Bachelor's degree, and decided to pursue a new career on web application / software development as my Australia life.

Contact

# QUALIFICATION

- Bachelor of Engineering (Civil),  
University of the Ryukyus, Japan (2019)
- CertificateIII Information Technology,  
Canberra Institute of Technology,  
Australia (2022)
- CertificateIV Information Technology,  
Canberra Institute of Technology,  
Australia (2024)



# SKILLS

**I LOVE**  
*CREATING*  
**THE WORLD**

## Top Skill

- HTML
- CSS
- JavaScript  
(React, Next.js, TS)

## Technologies

- PHP
- Python
- Java
- SQL
- PL/SQL
- C++

## Tools

- Wordpress
- Apache
- MySQL
- Oracle SQL Developer
- Visual Studio Code
- Git/GitHub
- Microsoft Suite

## Language

- English
- Japanese

## Other

- ArcGIS
- AutoCAD
- Revit

# MY WORK

## 1. Personal Home Page

### Technology Used

- HTML, CSS and React.js

### Purpose

- To showcase my skills and projects to potential employers and clients.

### Design

- Designed using Canva.  
See design File

### Code link

- You can see the code for this page on my [Github](#).

### CSS Features

#### Gradient colour and Hover Effects

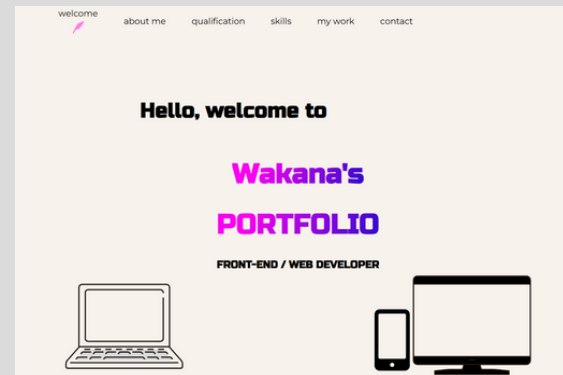
- Used to create a modern-looking website and enhance the user experience.

Example

Example

### Responsive Design

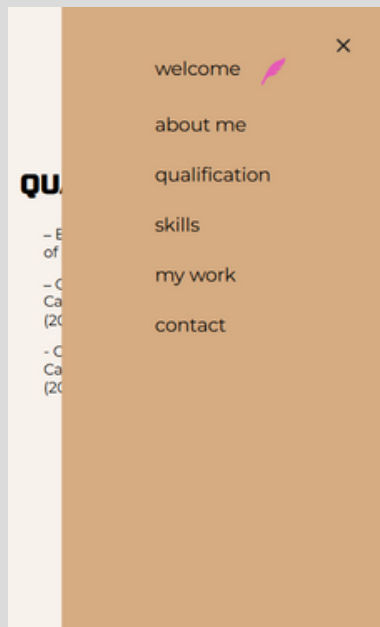
- Designed to be suitable for both desktop and mobile devices.



# JavaScript / React Features

## Navigation Icom

- Mobile users can open and close the main menu by clicking the hamburger icons.
- Utilised state to manage interactions in the main navigation menu and sub-navigation in the footer, allowing the correct icon to display dynamically.



```
<li>
  <AnchorLink key='welcome'
    className='anchor-link'
    href='#welcome-section'
    onClick={() => setMenu('welcome')}>welcome
  </AnchorLink>
  {menu==='welcome'? <img src={wing_icon_pink} alt='' />:<>/>}
</li>
```

## Project Cards

- Read and iterate through JavaScript objects to dynamically display project data.

```
const project_data = [
  {
    w_no:2,
    w_name: "A calculator app (JS)",
    w_img: jsCalculator_img,
    w_disc: "A calculator app written in JavaScript and styled with Bootstrap.",
    w_link: 'https://github.com/Wakana-github/js_calculator'
  },
];
```



## Contact Form

- Created using Web3Forms.
- Implemented validation and sanitisation to enhance form security.

A screenshot of a contact form titled 'CONTACT FORM' in bold black letters. The form has a white background with a dark blue header. It contains three input fields: 'Your Name:', 'Your Email:', and 'Write your message:'. Each field has a placeholder text 'Enter your name', 'Enter your email', and 'Enter your message' respectively. To the right of the form is a dark blue button with white text 'Get in touch'. At the bottom right of the form are two social media icons: LinkedIn and GitHub. At the bottom left of the form is a dark blue button with white text 'Submit now'.

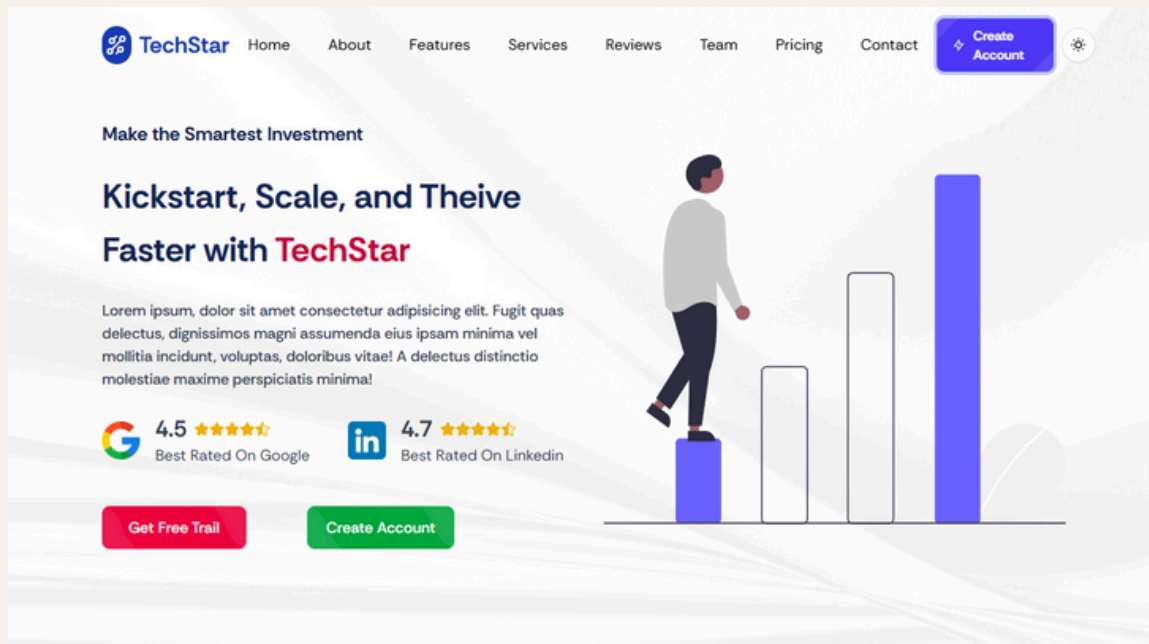
```
const NAME_REGEX = /^[a-zA-Z\s]+$/;
const EMAIL_REGEX = /^[a-zA-Z0-9._%+-]+@[a-zA-Z0-9.-]+\.[a-zA-Z]{2,3}$/;

//escape HTML tag
const sanitiseInput = (input) => {
  if (typeof input !== 'string') return input;
  return input
    .replace(/</g, "&lt;");
    .replace(/>/g, "&gt;");
    .trim();
};
```

## 2. Startup Landing Page

### Technology Used

- HTML, Tailwind.CSS, Next.js and TypeScript



### Purpose

- This project was created to practice using modern front-end technologies.

### Code link

- See the [live page](#)
- See the code on my [Github](#).

### Design

- Based on a design from a tutorial video, with enhancements made to component code and the addition of a dark mode feature.
- Utilised React icon, CSS animations, and Tailwind CSS buttons from devdojo.com
- Mobile-first design approach

### Features

- Mobile responsive layout
- User-friendly navigation menu
- Dark mode toggle button
- Animation effects
- Scroll-to-top button
- Reusable text component
- Card components for client reviews and pricing

See more details ↓

# Tailwind.CSS Features

## Responsive Design

- Suitable for both desktop and mobile devices. A hamburger menu appears on mobile devices.

## Navigation Menu

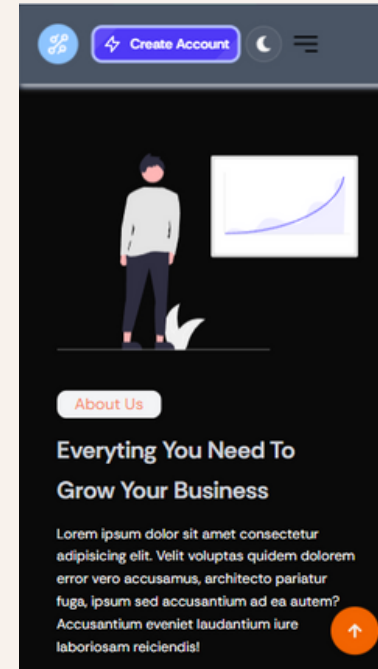
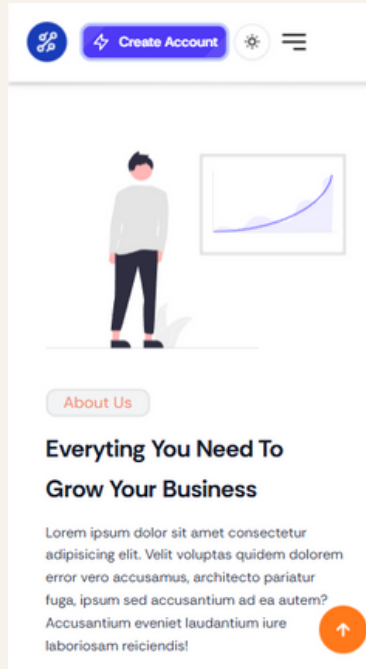
- The navigation bar is fixed at the top of the screen for easy access.

## Dark Mode Toggle Button

- Users can switch between light and dark modes using a toggle button at the top of the page.

## Scroll-to-Top Button

- Allows users to scroll back to the top of the page using an arrow button located at the bottom right. Its visibility is managed using state in React.



## Shadow Effect on the Navigation Bar

- A shadow appears on the navigation bar when scrolling down, making it more visible. This effect is implemented using the useEffect hook in React.

```
const Nav = ({openNav}:Props) => {  
  const [navbg, setNavbg] = useState(false)  
  useEffect(() =>{  
    const handler = () => {  
      if(window.scrollY >=90) setNavbg(true);  
      if(window.scrollY < 90) setNavbg(false);  
    }  
    window.addEventListener("scroll", handler)  
    return () => window.removeEventListener("scroll", handler);  
  }, []);
```

```
<div className={`transition-all  
  ${navbg?"bg-white shadow-md":"fixed"}  
  duration-200 h-[12vh] z-[100] fixed w-full  
  dark:bg-gray-600 dark:shadow-gray-300`}>
```



# React.js and Next.js Features

## Reusable Text Component

- A reusable text component is created and used multiple times throughout the page, enabling more efficient coding.

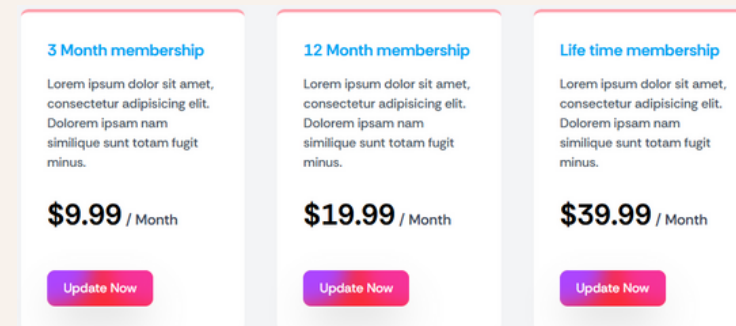
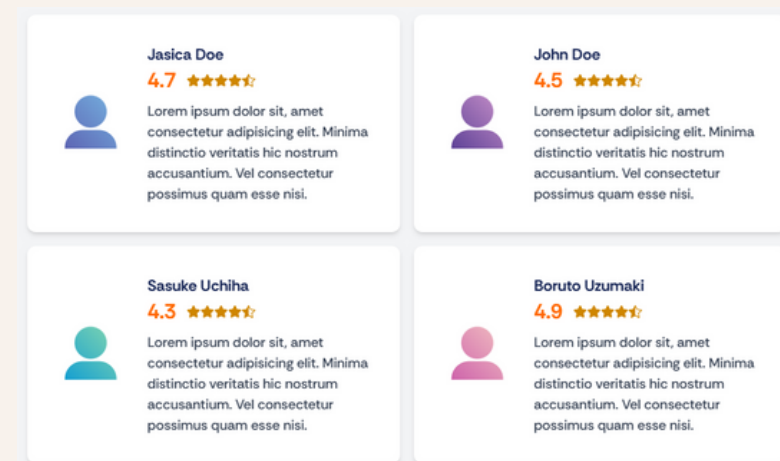
Our Services

```
const BoxText = ({children}:Props) => {  
  return (  
    <h1 className="border-2 px-4 w-fit rounded-lg bg-gray-100 text-[#f68967] font-bold">  
      {children}  
    </h1>  
  )  
}  
  
export default BoxText
```

```
<BoxText>Our Services</BoxText>
```

## Card Components for Client Reviews and Pricing

- Card components are created with a consistent design, allowing easy reuse across the site for elements like client reviews and pricing sections.



```
<ClientReviewCard  
  image="/images/user6.svg"  
  name="Jasica Doe"  
  rating="4.7" />
```

```
<PriceCard time="12 Month" price="19.99"/>
```

Close details ↑

# 3. Library System

## Technology Used

- HTML, CSS (Bootstrap), PHP and MySQL

## Purpose

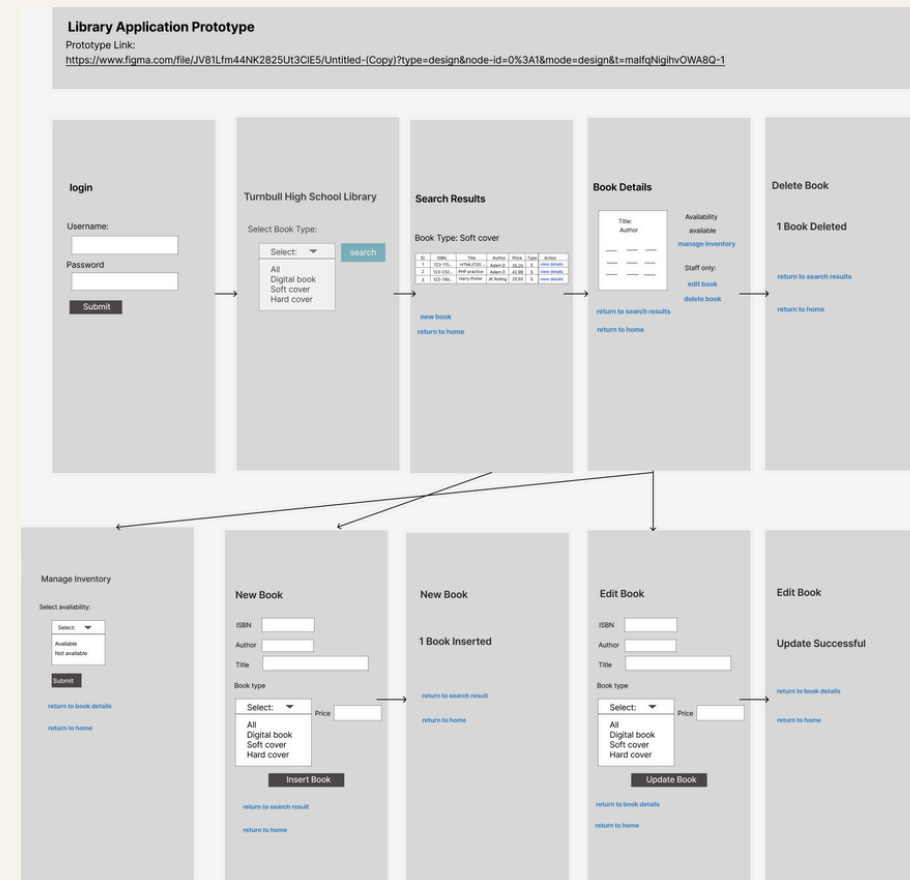
- This system was created as part of my coursework. It is designed for library management and includes a login page styled with Bootstrap.

## Code Link

- View the live page
- View the source code on my Github.

## Design

- The design was created using Figma.
- View sitemap and storyboard ([click](#))
- View prototype image ([click](#))



# Features

## Login page

- Only authorised users can log in to the system.

## Database interaction

- Authorised users can Create, Read, Update and Delete book data from the library databse.

Library System

Login

Username:

Password:

Login

\* Please use the following information to browse the portfolio.

Username:browsingUser

Password:examplePassword

Created by Wakana Gushi, 2025

Search for books by Book Type:

Book Type:

Digital

All

Digital

Hardcover

Softcover

Created by Wakana Gushi, 2025

Edit Book

ISBN:

B005Q0TIO8

Author:

Shelley M

Title:

Frankenstein

Book Type:

Digital

Price(\$):

0.00

Update Book

Book List

Search again

```
1 DROP DATABASE IF EXISTS Library;
2
3 CREATE DATABASE Library;
4
5 USE Library;
6
7 CREATE TABLE Books (
8     BookID INT(3) NOT NULL PRIMARY KEY AUTO_INCREMENT,
9     ISBN VARCHAR(15) NOT NULL,
10    Title VARCHAR(60) NOT NULL,
11    Author VARCHAR(50) NOT NULL,
12    BookTypeID VARCHAR(1) NOT NULL,
13    Price DECIMAL(5, 2) NOT NULL
14 );
15 INSERT INTO Books (BookID, ISBN, Title, Author, BookTypeID, Price) VALUES
16 (1, '0-672-32672-8', 'PHP and MySQL Web Development', 'Welling and Thomson', 'S', 74.99),
17 (2, '0-672-32725-2', 'PHP, MySQL and Apache', 'Meloni', 'S', 49.99),
18 (3, '978-1451648539', 'Steve Jobs', 'Isaacson W.', 'H', 39.99),
19 (4, '978-0440281328', 'SpyCatcher', 'Wright P.', 'H', 4.99),
20 (5, '978-1400079988', 'War and Peace', 'Tolstoy L.', 'S', 12.97),
21 (6, '978-0345391803', 'The Hitchhikers Guide to the Galaxy', 'Adams D.', 'S', 7.19),
22 (7, '978-0001720299', 'Lion, the Witch and the Wardrobe', 'Lewis C.S.', 'H', 46.98),
23 (8, 'B005Q0TIO8', 'Frankenstein', 'Shelley M.', 'D', 0.00),
24 (9, '978-1447284581', 'The Gruffalo', 'Donaldson J.', 'H', 10.00),
25 (10, 'B-001-5PWXS-M', 'Clear and Present Danger: Jack Ryan', 'Clancy T.', 'D', 0.00),
26 (11, '1-631-46672-0', 'Unwanted', 'Stringer', 'S', 27.99),
27 (12, '0-963-70580-6', 'Alfies Home', 'Cohen', 'H', 27.99),
28 (13, '0-997-63730-7', 'The Joy of Water Boiling', 'Nicolosi', 'D', 35.00),
29 (14, '1-620-23598-6', 'Catflexing: A catlover's Guide to weightlifting', 'Carpenter', 'D', 18.99),
30 (15, '0-877-88306-8', 'Cooking to Kill: The Poison Cook-book', 'Medinger', 'H', 49.99),
31 (16, '0-578-07217-3', 'How to Teach Qantum Physics to your Dog', 'Timmerman', 'S', 37.40);
32
33 DROP TABLE IF EXISTS BookTypes;
34 CREATE TABLE BookTypes (
35     BookTypeID VARCHAR(3) PRIMARY KEY,
36     BookType VARCHAR(50) NOT NULL
37 ) ENGINE=InnoDB DEFAULT CHARSET=utf8mb4;
38 INSERT INTO BookTypes (BookTypeID, BookType) VALUES
39 ('H', 'Hardcover'), ('S', 'Softcover'), ('D', 'Digital');
```

Library Search Results

Search Criteria: Book Type: D

BookID	ISBN	Title	Author	BookTypeID	Price	Action
8	B005Q0TIO8	Frankenstein	Shelley M	D	\$0.00	<div>EditDelete</div>
10	B-001-5PWXS-M	Clear and Present Danger: Jack Ryan	Clancy T	D	\$0.00	<div>EditDelete</div>
13	0-997-63730-7	The Joy of Water Boiling	Nicolosi	D	\$35.00	<div>EditDelete</div>
14	1-620-23598-6	Catflexing: A catlover's Guide to weightlifting	Carpenter	D	\$18.99	<div>EditDelete</div>
20	333	You might want to try deleting this book	Deleting Person	D	\$20.00	<div>EditDelete</div>

New Book

Search again

Log out


# PROJECTS LIBRARY



## Thunder and Lightning

CREATED FOR THE WILLOWPANES  
AND USED DURING THEIR ASIAN  
TOUR

[See more ->](#)



## Pasta from the Moon

A POSTER SAMPLE FROM A  
DESIGN COMPETITION IN 2019

[See more ->](#)



## In Bloom

STREET ART IN A SKATE PARK,  
LOCATED IN WHELTON CITY CENTER

[See more ->](#)

# CONTACT FORM

Have you got a question?

Please send me a sessage through this form.

**Name:**

-----

**Email:**

-----

**Message:**

-----

Submit

Get in touch



---

welcome

about me

qualification

skills

my work

contact

@2025 Wakana Gushi. All Rights Resereved